


# TD-Z 471

47" Full-HD Slim Robust LED Backlit Display

**TOSHIBA**  
Leading Innovation >>>



**COMMAND  
ATTENTION.  
DEMAND THE  
VERY BEST.**

Image is everything. So when you want to create a big visual impact, and enjoy big profits, too, explore the options offered by Toshiba TD-Z 471 LED Backlit Display. From video conferencing to digital signage and more, it provides dazzling imagery, a wealth of in-demand features, plus a professional design that suits any décor. Backed by our famous quality and reliability, Toshiba TD-Z 471 also offer a solid Three-Year Limited warranty for your total assurance.

This 47" commercial display offers premium picture quality, thanks to 1080p Full HD resolution and ultrawide 178° viewing angle, plus a slim LED Backlit display for reproducing high-quality images for a wide range of digital signage and control-room applications.

## Durable Professional Design

Robust structure but narrow bezel and slim depth.

## High Resolution

Full HD 1920 x 1080 (1080p) with Toshiba's fine picture settings.

## Ultrawide Viewing Angle

178° multi-viewing angle.

## OPS (Open Pluggable Standard)

Fully compliant with industry standard OPS supported by Intel® and others.

## 24/7 Operation

Designed for 24H/7Days Operation\* with PID panel and chassis.\*

## Full Range of Interface

DVI-D, HDMI®, Display Port, D-Sub, BNC, S-Video, Audio Mini Jack, RS232, and USB upstream.

## Multiple Orientations

Landscape, portrait and face up mode.

## RS-232C/LAN Control Port

Thanks to this display's RS-232C/LAN control port, you can remotely control multiple display's power and input settings simultaneously.

## Auto Brightness

Brightness compensation by the ambient light sensors for enhanced visibility and lower power.

## 3-Year Limited Warranty

Toshiba's commitment to quality and reliability is backed by a three-year limited warranty, so you can enjoy total assurance your display will go the distance.



Portrait mode

# TD-Z 471

## 47" Full-HD Slim Robust LED Backlit Display

**TOSHIBA**  
Leading Innovation >>>

### Specifications

#### Input Voltage

- AC100~240V±10% (50/60Hz)

#### Power Consumption [W] (Avg.)

- 220W

#### Dimension [mm] (WxHxD)

- 1080x625x47 (inches 42.5x24.6x1.8)

#### Weight

- 17.0kg (37.4Lbs)

#### LCD Panel

- 47in PID Exclusive IPS Panel

#### Resolution (H x V)

- 1920 x 1080

#### Pixel Pitch [mm] (H x V)

- 0.5415 x 0.5415

#### Response Time [ms] (Typ.) (G to G)

- 12

#### Luminance [cd/m<sup>2</sup>] (Typ.)

- 700

#### Viewing Angle [degree] @ CR>10

- L/R:89; U/D:89

#### Contrast Ratio (Typ.)

- 1300: 1

#### PC Frequency Range

- Vertical
  - 50/58.0 - 85Hz (Vertical Analog & Digital)
- Horizontal
  - 15.625/15.734, 31.5 - 91.1KHz (H-Analog) /  
31.5 - 91.1KHz (H-Digital)

#### Input Connector

- DVI-D (with HDCP) x 1
- HDMI® 1.3 x 2
- Displayport 1.1a x 1
- D-SUB (RGB/YpPr) x 1
- BNC (Composite) x 1
- S-Video x 1
- Audio Mini-Jack x 1
- RS-232 x 1
- USB Upstream x 1

#### Output Connector

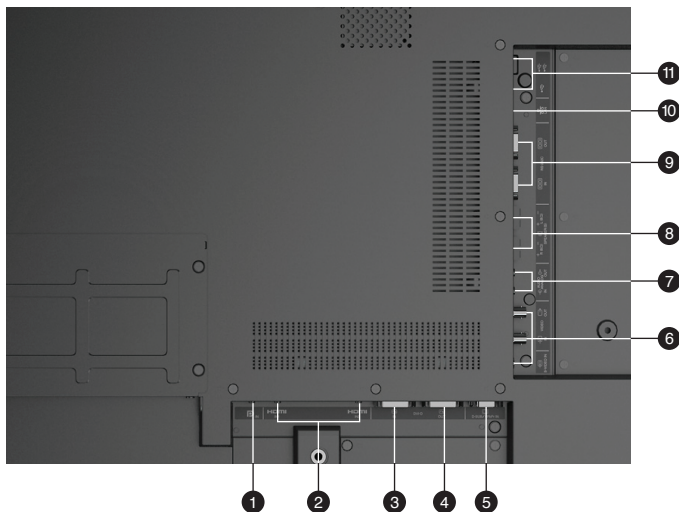
- DVI-D (with HDCP) x 1
- BNC (Composite) x 1
- Audio Mini-Jack x 1
- External Speaker Jack (L/R) x 1
- RS-232 x 1
- USB Downstream x 2"

#### Features

- DDC/CI
- VESA® Standard
- PIP, POP, Side by Side
- Scheduler
- Portrait Mode
- Face Up Mode

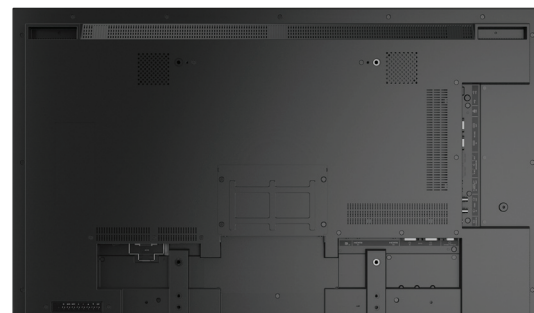
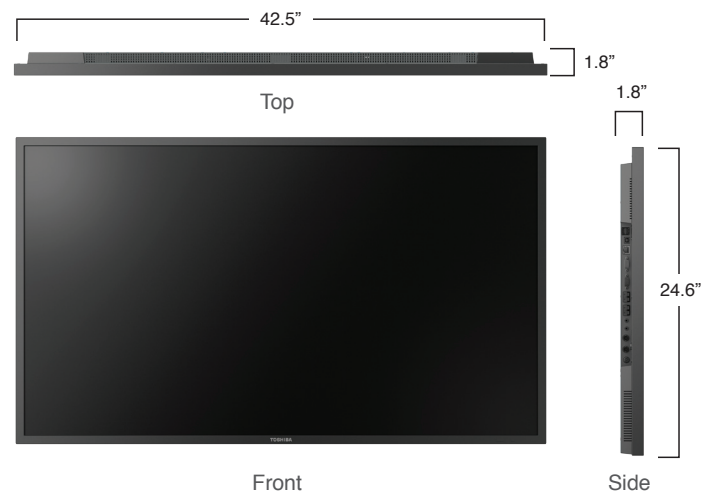
#### Compliant Regulatory and Guideline

- UL60950-1 / CSA C22.2 No. 60950-1 / EN60950-1 / FCC-A / DOC-A / EN55022-A / EN55024 / EN61000-3-2 / EN61000-3-3 / CE / TUV-S / DenAn(PSE) / VCCI-A / JIS C 61000-3-2 / GOST-R / RoHS / WEEE / J-MOSS / Energy Star 6.0



1. Display Port In
2. HDMI® In
3. DVI-D In
4. DVI-D Out
5. D-Sub/YpPr In
6. S-Video In, Video In/Out

7. Audio Analog In/Out
8. External Speaker Terminal
9. RS-232 Connector In/Out
10. LAN Connector
11. USB Hub



Back