

# 58L4300U LED HD TV

# TOSHIBA

Leading Innovation >>>



## BRIGHTER. SMARTER. TOSHIBA CLOUD TV.

### Cloud TV™

Where other TVs dominate the room, the incredibly sleek, slim and beautifully designed 58" L4300U Cloud LED TV complements your space, thanks to its sophisticated modern gun metal design. Besides great looks and full connectivity, the L4300U offers 1080p Full HD, a powerful new CQ Engine™ and ClearScan® 240Hz—perfect for cinema-like entertainment and fast-pace gaming. With the latest Cloud TV services and features, experience enhanced content discovery now with real-time streaming news, so you always know what's going on. True social interaction features help you connect with friends and family, and mobile device interaction creates simple location-free use. When you're looking for supersized entertainment and connectivity—all in a beautifully designed package—the 58" L4300U is the perfect choice.

### CS240Hz

ClearScan®

Improves picture clarity for clearer fast-action video, movies and sports

### CQengine™

ver. 2  
CINEMA QUALITY

Advanced Toshiba CQ Engine™ creates Cinema Quality images

### UltraClear

Dynamic Noise Reduction

Filters out video noise without decreasing picture sharpness for clean, crystal-clear images

### LED TV

Energy-efficient LED backlit display with vibrant HD picture quality with sharp contrast for lifelike images with natural shadows and highlights

### 1080P FULL HD

1080p Full HD resolution—twice the picture detail compared to standard 720p HD

### WiFi

CERTIFIED

Connect wirelessly to your home network

### HDMI X4

High-definition video and digital audio from a single cable


### USB VIDEO X2

Enjoy music, photos and videos from your USB Flash Drive


### Intel WiDi

Wireless Display

Display the small screen content on the big screen quickly and easily



All-new, modern curved corner design with an elegant gun metal finish and thin metal stand



## Specifications<sup>1</sup>

### Screen Size Class: 58"

- Actual Diagonal Screen Size: 57.5"
- Design: Gun Metal Deco and Thin Stand

### Panel

- Panel Type: LED
- Resolution: 1080p Full HD<sup>2</sup>
- Refresh Rate: ClearScan<sup>®</sup> 240Hz
- Backlight Control: DynaLight<sup>®</sup>

### Video Chassis

- CQ Engine<sup>™</sup> v2
- UltraClear DNR
- Edge Enhancer
- Expert Mode:
  - Test Pattern, White Balance, Color & Gamma Calibration
- AutoView<sup>®</sup>
- Dynamic Picture Mode
- ColorMaster<sup>™</sup>
- Native Mode<sup>™</sup>
- Game Mode

### Convenience

- Cloud TV<sup>3</sup>
- Key Media Apps (Netflix<sup>®</sup>, YouTube<sup>®</sup>, VUDU<sup>®</sup> HD Movies, VUDU<sup>®</sup> Apps, Hulu Plus<sup>™</sup>, CinemaNow<sup>™</sup>, etc.)
- Open Browser
- MediaShare
- Search Portal
- eManual
- Built-in Wi-Fi<sup>®</sup>

- Intel<sup>®</sup> Wireless Display
- Multi-Page Cloud TV Portal GUI
- Cloud TV Services:
  - Family Calendar
  - Personal Messaging
  - Streaming News
  - Cloud TV Album
  - MediaGuide
- Skype<sup>®4</sup>
- Kontrol TV Mobile Interactive Gaming Apps
- Cloud TV Mobile Companion Apps<sup>5</sup> (Android<sup>™</sup>, iOS)
- MediaGuide App for Tablet
- Universal System Blaster (with Cable)
- Control4<sup>®</sup> Capable
- Update Logic Support View

### Audio

- Audyssey<sup>®</sup> Premium Television<sup>™</sup>
- Audyssey EQ<sup>®</sup> (Wall/Table Modes)
- Audyssey<sup>®</sup> ABX<sup>™</sup>
- Audyssey Dynamic Volume<sup>®</sup> (Day/Night Modes)
- Audyssey<sup>®</sup> Volume Extension
- Speaker Output: 20W

### Connectivity

- HDMI<sup>®</sup> with CEC<sup>6</sup>: 4
- USB 2.0: 2
- Composite: 2 (1 Shared)
- ColorStream<sup>®</sup> Component Video: 1
- High Definition PC Input: 1
- 3.5mm PC Audio Input: 1

- Fixed Analog Audio Out: 1
- Digital Audio Out: 1
- Ethernet (LAN) Port: 1
- IR Blaster Out: 1

### Product and Packaging

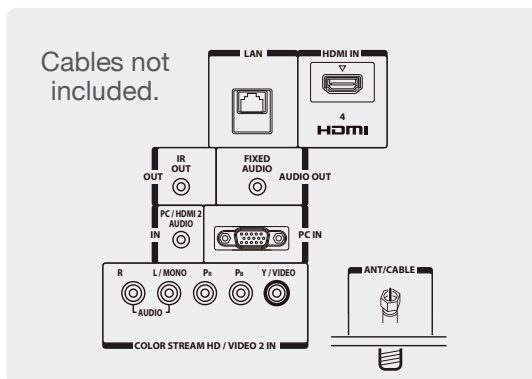
- VESA<sup>®</sup> Mounting Pattern<sup>7</sup>: 400mm x 400mm
- Limited Warranty: 1 Year Parts & Labor
- Product Dimensions & Weights
  - With Stand
    - Dimensions: 51.4" x 33.2" x 13.2"
    - Weight: 58.9 lbs.
  - Without Stand
    - Dimensions: 51.4" x 30.2" x 3.7"
    - Weight: 51.1 lbs.
- In Packaging
  - Dimensions: 57.1" x 34.3" x 7.4"
  - Weight: 70.8 lbs.
- Power Consumption (On): 81.3W
- Power Consumption (Stand-by): <0.3W
- ENERGY STAR<sup>®</sup> 6.0 Compliant

### What's in the box

- Remote Control (CT-90428)
- Batteries (AAA x 2)
- IR Blaster Cable
- Resource Guide
- Quick Start Guide
- Warranty
- UPC Code: 022265342411
- Country of Origin: Mexico



Remote Control (CT-90428)



Rear Panel Connector Diagram



Side Ports



Rear Panel

1. While every effort has been made at the time of publication to ensure the accuracy of the information provided herein, product specifications, configurations, system/component/options availability are subject to change without notice. 2. 1080p/24 fps encoded content and an HD display capable of accepting a 1080p/24Hz signal required for viewing 1080p/24 fps content. 3. Services and features available through the Cloud may be changed or removed at any time. Services and features depicted or listed here and provided through the Cloud may not be available outside of the United States and may not be available to you. 4. Skype-ready, Toshiba-compatible camera is sold separately and required to use the Skype feature. 5. Certain Mobile Companion Apps may not be accessible with all mobile device operating systems and not all Mobile Companion Apps are available at this time or available for both Android and iOS compatible devices. 6. Use of HDMI<sup>®</sup> CEC requires an HDMI<sup>®</sup> CEC compatible display/peripheral device. Depending on the specifications of your device, some or all HDMI<sup>®</sup> CEC functions may not work even if your display/peripheral device is HDMI<sup>®</sup> CEC compatible. 7. If you decide to wall mount your Toshiba television, always use a UL Listed wall bracket appropriate for the size and weight of the television. Care should be taken to place or install the display where it cannot be pushed, pulled over, or knocked down.